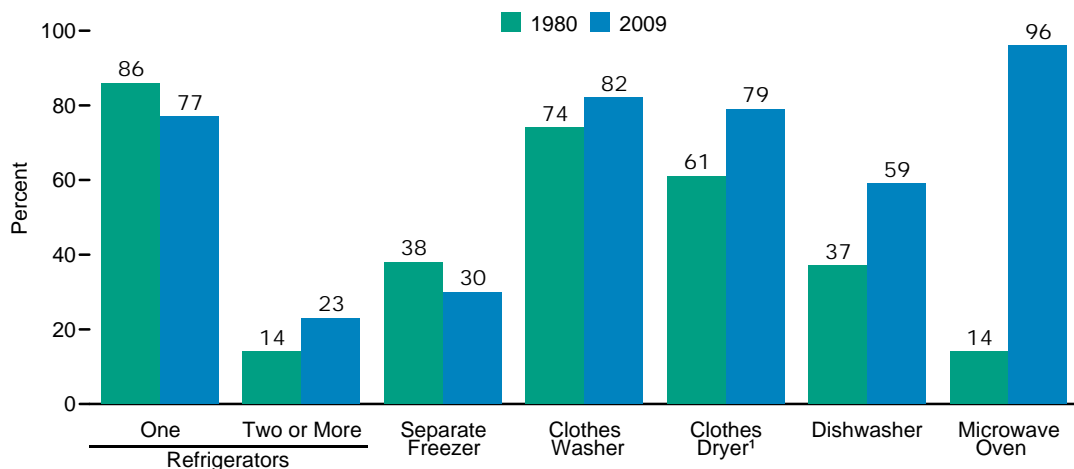
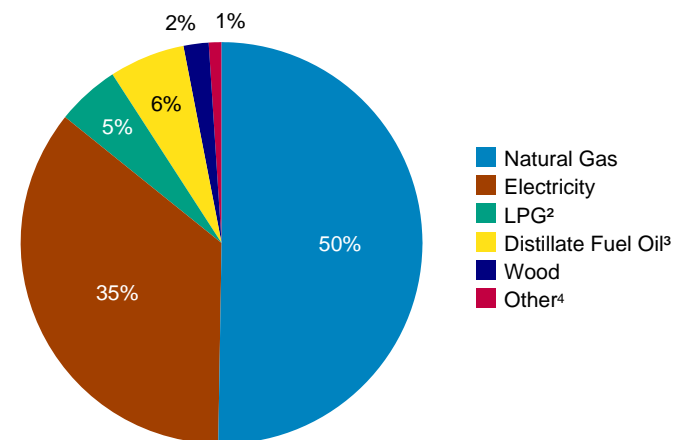


**Figure 2.6 Household End Uses: Fuel Types, Appliances, and Electronics**

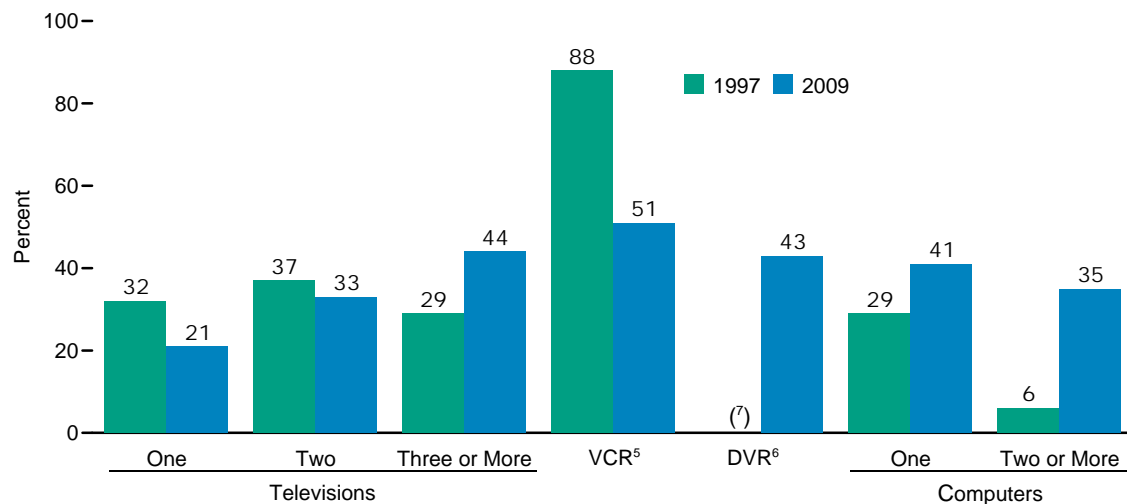
**Share of Households With Selected Appliances, 1980 and 2009**



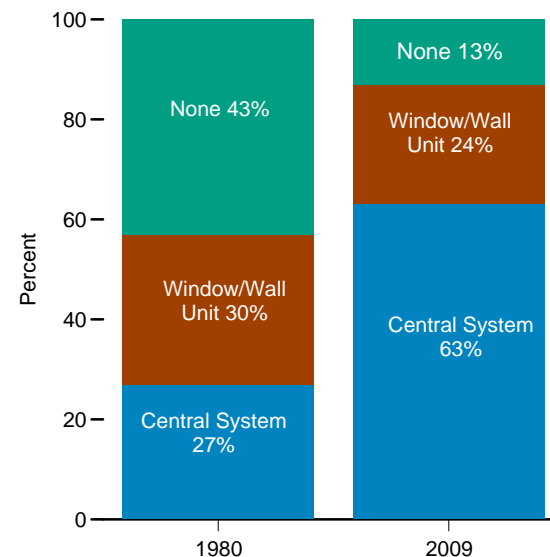
**Space Heating by Main Fuel, 2009**



**Share of Households With Selected Electronics, 1997 and 2009**



**Air-Conditioning Equipment, 1980 and 2009**



<sup>1</sup> Natural gas and electric.

<sup>2</sup> Liquefied petroleum gases.

<sup>3</sup> Includes kerosene.

<sup>4</sup> Coal, solar, other fuel, or no heating equipment.

<sup>5</sup> Video Cassette Recorder.

<sup>6</sup> Digital Video Recorder.

<sup>7</sup> Not collected in 1997.

Note: Total may not equal sum of components due to independent rounding.

Source: Table 2.6.